



# TOY DOG

"LITTLE COMPANION"


Bichon Frise - Bolognese - Cavalier King Charles Spaniel - Chihuahua - Chinese Crested - Coton De Tulear - Havanese - Japanese Chin - Lhasa Apso - Maltese - Papillon - Pekingese - Pomeranian - Pug - Shih Tzu - Tibetan Spaniel - Toy Poodle - mixes of any of the above breeds

 **You'll fall in love with your toy dog because he's:**

**Sensitive** - Intuitive and emotional, he is designed for attending to and comforting his person.

**Engaging** - Your toy dog is fun-loving, playful, and curious with family and friends.


**Practical** - Highly portable, he is easier to care for, manage, and satisfy than many other dogs.

 **You might find a toy dog hard to live with because he's:**

**Codependent** - Your lapdog's clinginess and demands for attention may be challenging.

**Wary** - Toy dogs may be prone to alarm barking and defensiveness in new conditions.

**Fragile** - Bad weather, exercise, work, injury, or stress can easily put him over the edge.

 **You might find yourself seeking professional help for:**

- Separation anxiety
- House-soiling/difficulty in house training
- His perception of "stranger-danger" at home and in public
- Protectiveness of his person (also known as lap guarding)
- Difficulty with small children
- Excessive barking
- Handling and grooming intolerance
- Reactivity and dramatic behavior toward other dogs




So you think you might have a TOY dog.  
Now what?

Take the  
Test



Meet Your  
Dog



Understand



The  
**DOG DOOR**

Family Dog Mediation®  
*beyond dog training*



**Learning Environment Genetics Self**

828.656.8305 [dogdoorbehaviorcenter.com](http://dogdoorbehaviorcenter.com)

... it all matters